


MODEL NO. ADA-Stainless-Tower-60

DATA SHEET

A sturdy, yet beautifully finished heavy duty stainless steel pedestal that meets ADA (American Disabilities Act) specifications for handicap access actuators, card readers, intercoms, keypads, etc. Built from .120" wall #304 stainless steel material and brushed to reflect a professional ornamental finish, this stainless tower makes an unforgettable impression at any entrance. It offers convenience for installers with one precut hole on the front side to flush mount any single gang device and a large precut access hole (with a cover panel) on the backside for mounting/wiring access.

▣ Custom heights and cutouts available — request a price quote



Tapered front

(2) 8-32 holes drilled and tapped 3⁵/₁₆ apart

Single gang cutout 2" W x 3" H




6" W x 10" H back panel door with (4) 8/32 holes



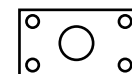
4" W x 8" H back panel access hole with (4) 8/32 holes drilled and tapped

centered 6" off the ground

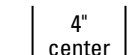


(4) 3/4" diameter

(1) 1.812" diameter



2.5" center



4" center

Stress Tests

Wind Speed	250 mph
Wind Force	1.3333 psi
Face Area	263.5959 in ² (each square inch receives 1.333 psi for a total of 351.34 psi)
Maximum Deflection or Displacement	The top corner displaces 0.8 (etc) mm.
Maximum Stress	6965.5 psi
Yield Strength	89,984.6 psi. (strength at which the material bends permanently)

Interpretation: The highest recorded sustained wind is 217 mph. At 250 mph, the top of the pedestal would move .8 mm without bending permanently.

Unique Features

Height:	60"
Finish:	Ornamental 180 Grit, Uncoated (brushed #4)
Faceplate:	NA
Baseplate:	6" x 4"
Tube:	6" x 4" rectangular, .120 wall (11 gauge) Stainless Steel
Neck:	NA
Material:	#304 Stainless Steel
Box Size:	64" x 11" x 11" - 54 lbs
Hardware:	NA
Color Options	<input type="checkbox"/>

