

DATA SHEET

A dual height pedestal with one extension at 72" and the other at 42". Accommodates ADA-compliant specifications as well as car, SUV, and truck/bus applications. It's made with a larger, heavier gauge 8" x 8" baseplate but contains the same 4" x 4" universal faceplates as the 42-9C. Contains conduit access through its baseplate for electrical wiring up each post.

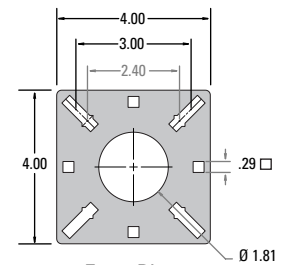
- ▣ Generally in stock
- ▣ Custom heights and colors available — request a price quote



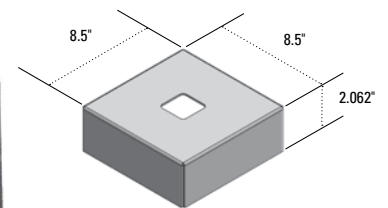
.136" thick, 10 gauge

2.0" Square x 0.120" Tube steel

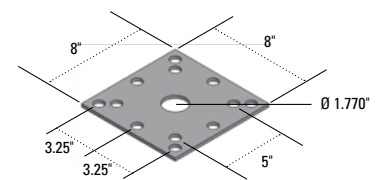
TGIC Polyester Powder Coat with UV Protectant



Face Plate



Cover Plate



Base Plate

Stress Tests

Wind Speed	157 mph (Category 5 hurricane)
Wind Force	0.54 psi
Maximum Deflection or Displacement	0.181" at top edge
Maximum Stress	18,006.76 psi
Yield Strength	31,994.5 psi (strength at which the material bends permanently)

Interpretation: A "Category 5" hurricane wind begins at 157mph sustained. At this speed, the pedestal will flex slightly, allowing it to move about 0.181" at most. However, the stress encountered is not high enough to cause permanent bending. In the real world, the concrete or mounting bolts and nuts would fail first, not to mention the electronics would blow off even sooner.

Unique Features

Height:	72" and 42"
Finish:	Black Wrinkle TGIC Polyester Powdercoat - with UV Protectant
Faceplate:	4" x 4" Universal, .136 CRS
Baseplate:	8" x 8" Universal, .25 CRS
Tube:	2" x 4" Rec., .120 Wall (11 Gauge)
Neck:	13", 90° Bend
Material:	Heavy Gauge Steel
Box Size:	45 lbs - Box Size: 76 x 15 x 11
Hardware:	Included: Carriage Bolts & Nuts
Color Options	<input checked="" type="checkbox"/> <input type="checkbox"/> <input type="checkbox"/>
Customization Options	Custom heights and colors available

