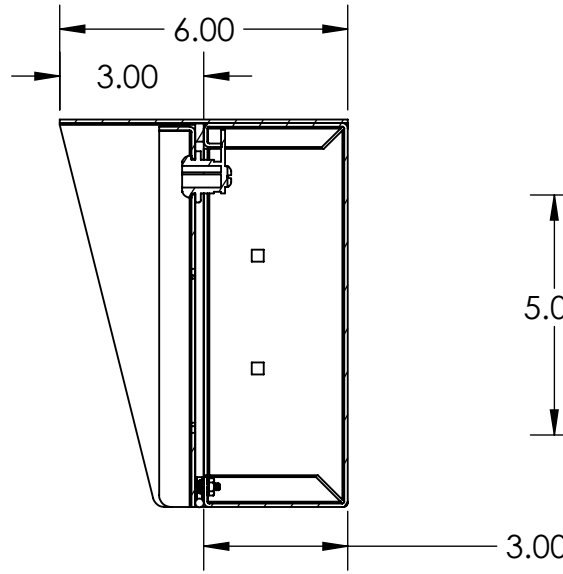
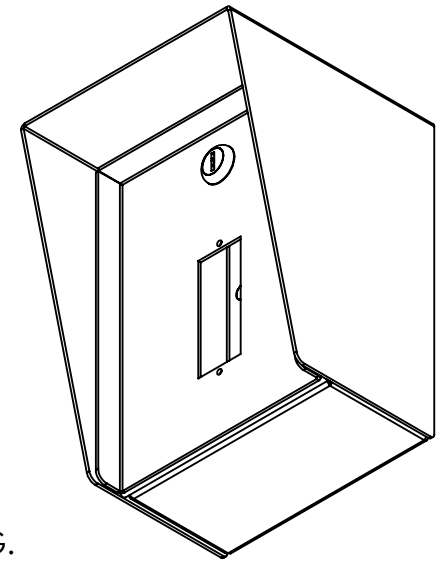
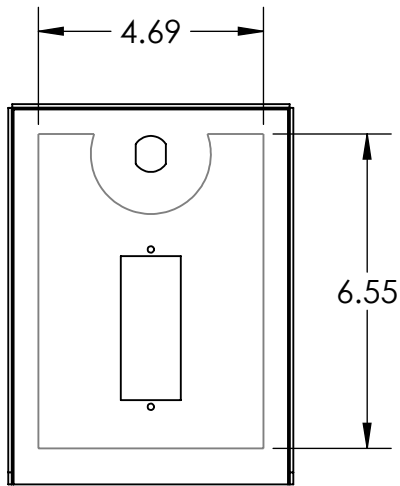
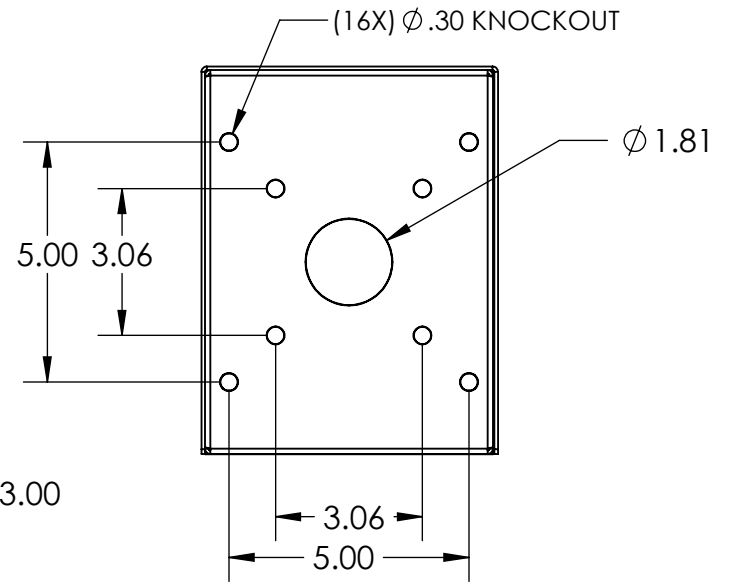


(2X) DRILL# 29  
TAP 8-32



SECTION A-A



NOTES:

1. MATERIAL OF CONSTRUCTION IS MILD STEEL.
2. 2-4 MILS OF BLACK WRINKLE POWDER COATING.
3. SINGLE GANG MULLION CUTOUT.

UNLESS OTHERWISE SPECIFIED:

DIMENSIONS ARE IN INCHES  
TOLERANCES:  
FRACTIONAL  $\pm 1/32$   
ANGULAR:  $\pm 2^\circ$   
TWO PLACE DECIMAL  $\pm 0.010$   
THREE PLACE DECIMAL  $\pm 0.005$

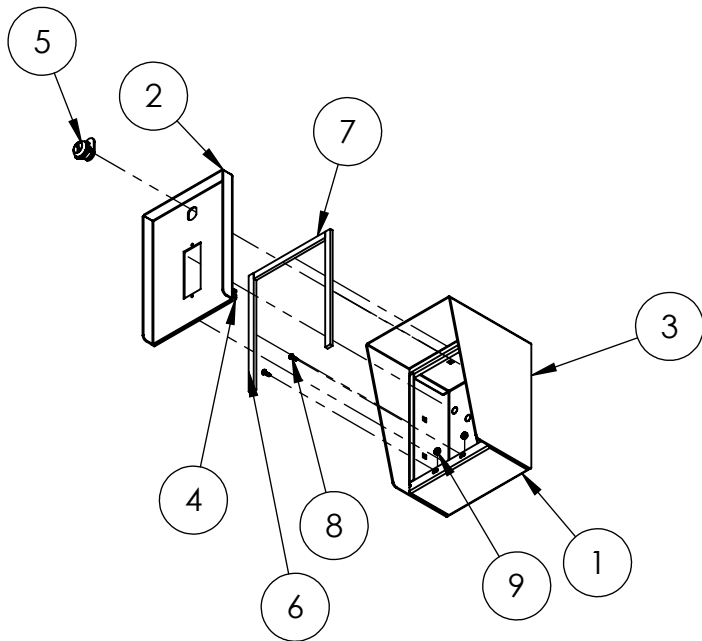
INTERPRET GEOMETRIC  
TOLERANCING PER:  
ASME Y14.5 -2009

NAME	DATE
DRAWN	
CHECKED	

TITLE:  
**INSTALLATION**

SIZE <b>A</b>	PART NO. 68HOU-PPRO-03-CRS	REV <b>A</b>
WEIGHT: 6.754		NO SCALE
		SHEET 1 OF 6

ITEM NO.	PART NUMBER	DESCRIPTION	QTY.
1	68HOU-PPRO-03-CRS ENCLOSURE	ENCLOSURE WELDMENT	1
2	68HOU-PPRO-03-CRS DOOR	DOOR WELDMENT	1
3	68HOU-PPRO-03-CRS HOOD	HOOD	1
4	HINGE	PIANO HINGE	1
5	CAM LOCK	STRAIGHT CAM	1
6	GASKET SIDE	3/8" X .150 WEATHERSTRIPPING	2
7	GASKET TOP	3/8" X .150 WEATHERSTRIPPING	1
8	--	6-32 PAN HEAD SCREW	2
9	--	6-32 EXTERNAL TOOTH LOCK NUT	2



NOTES:

1. SEE STANDARD PREPARATION AND COATING INSTRUCTIONS FOR COATING PROCEDURE AND COLOR.
2. SEE STANDARD PACKAGING INSTRUCTIONS FOR PACKAGING PROCEDURE.

UNLESS OTHERWISE SPECIFIED:

DIMENSIONS ARE IN INCHES  
TOLERANCES:  
FRACTIONAL  $\pm 1/32$   
ANGULAR:  $\pm 2^\circ$   
TWO PLACE DECIMAL  $\pm 0.010$   
THREE PLACE DECIMAL  $\pm 0.005$

INTERPRET GEOMETRIC  
TOLERANCING PER:  
ASME Y14.5 -2009

	NAME	DATE
DRAWN		
CHECKED		

TITLE:  
**ASSEMBLY**

SIZE <b>A</b>	PART NO. 68HOU-PPRO-03-CRS	REV <b>A</b>
WEIGHT: 6.754	NO SCALE	SHEET 2 OF 6