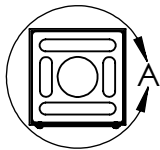
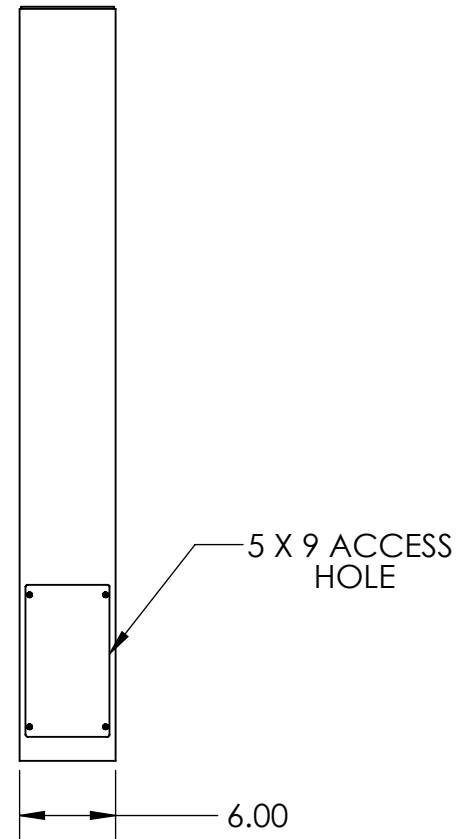


DETAIL A



NOTES:

1. 1/2 ϕ MOUNTING HARDWARE IS RECOMMENDED, STUD-ANCHOR-500 OR L-BOLT-500.
2. COATED IN 2-4 MILS ANODIZED ALUMINUM COLOR POWDER COATING.
3. *ANODIZED COATING NOT AVAILABLE.

UNLESS OTHERWISE SPECIFIED:

DIMENSIONS ARE IN INCHES
 TOLERANCES:
 FRACTIONAL $\pm 1/32$
 ANGULAR: $\pm 2^\circ$
 TWO PLACE DECIMAL ± 0.010
 THREE PLACE DECIMAL ± 0.005

INTERPRET GEOMETRIC
 TOLERANCING PER:
 ASME Y14.5 -2009

NAME DATE

DRAWN

CHECKED

PROPRIETARY AND CONFIDENTIAL

THE INFORMATION CONTAINED IN THIS
 DRAWING IS THE SOLE PROPERTY OF
 PEDESTALPRO LLC. ANY REPRODUCTION
 IN PART OR AS A WHOLE WITHOUT THE
 WRITTEN PERMISSION OF PEDESTALPRO LLC
 IS PROHIBITED.

TITLE:

INSTALLATION

Friday, May 29, 2020
 9:11:32 AM

WEIGHT: 14.942

SIZE
A

PART NO.

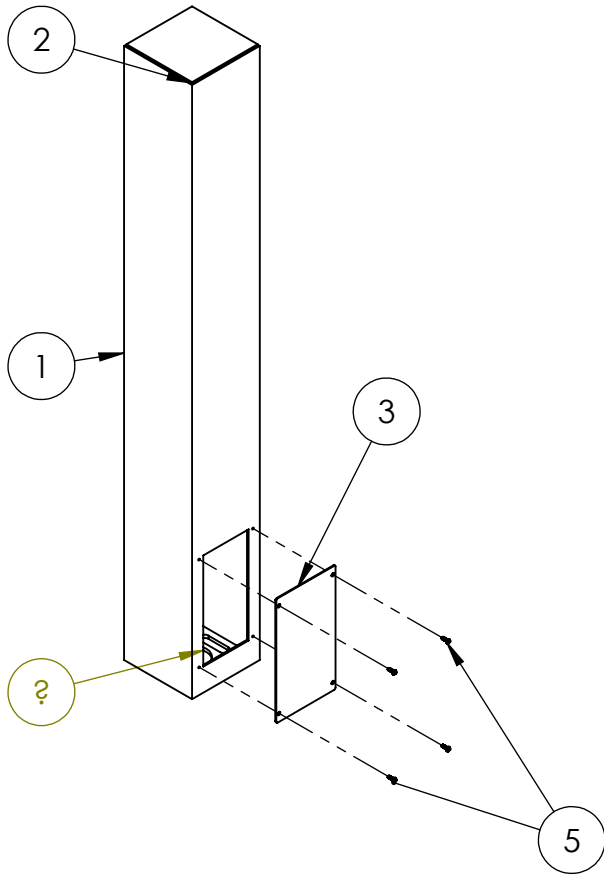
66TOW-PRO-001-ALU

REV
0

NO SCALE

SHEET 1 OF 7

| ITEM NO. | PART NUMBER | DESCRIPTION | QTY. |
|----------|------------------------|----------------------------|------|
| 1 | 66TOW-PRO-001-ALU TUBE | 6061 ALUM BODY | 1 |
| 2 | PLACAP-6-6-ALU | 6 X 6 ALUM CAP PLATE | 1 |
| 3 | PLTACC-510 | 6" STND 304SS ACCESS PANEL | 1 |
| 4 | PLTBAS-6-6-ALU | 6" STND ALUM BASE PLATE | 1 |
| 5 | -- | 8-32 PAN HEAD SCREW | 4 |



NOTES:

1. SEE STANDARD PREPARATION AND COATING INSTRUCTIONS FOR COATING PROCEDURE AND COLOR.
2. SEE STANDARD PACKAGING INSTRUCTIONS FOR PACKAGING PROCEDURE.

UNLESS OTHERWISE SPECIFIED:

DIMENSIONS ARE IN INCHES
TOLERANCES:
FRACTIONAL $\pm 1/32$
ANGULAR: $\pm 2^\circ$
TWO PLACE DECIMAL ± 0.010
THREE PLACE DECIMAL ± 0.005

INTERPRET GEOMETRIC
TOLERANCING PER:
ASME Y14.5 -2009

NAME DATE

DRAWN

CHECKED

PROPRIETARY AND CONFIDENTIAL

THE INFORMATION CONTAINED IN THIS
DRAWING IS THE SOLE PROPERTY OF
PEDESTALPRO LLC. ANY REPRODUCTION
IN PART OR AS A WHOLE WITHOUT THE
WRITTEN PERMISSION OF PEDESTALPRO LLC
IS PROHIBITED.

TITLE:

ASSEMBLY

Friday, May 29, 2020
9:11:32 AM

WEIGHT: 14.942

SIZE
A

PART NO.
66TOW-PRO-001-ALU

REV
0

NO SCALE

SHEET 2 OF 7