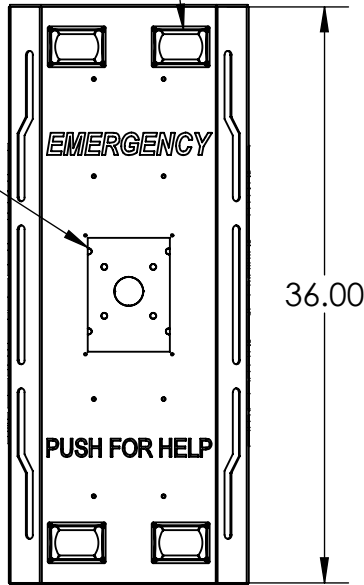
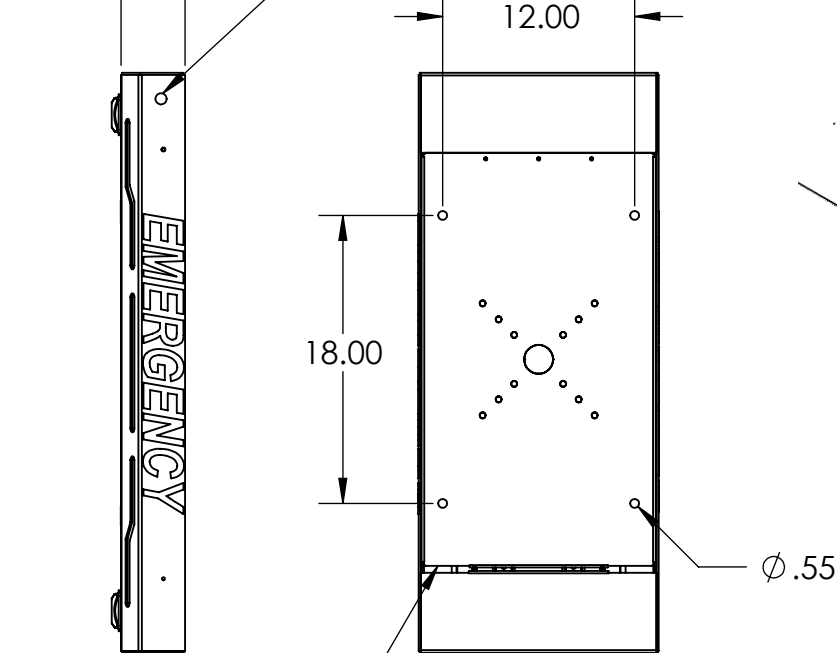


(4X) BLUE STROBE LIGHT

COMELIT 3460HEV



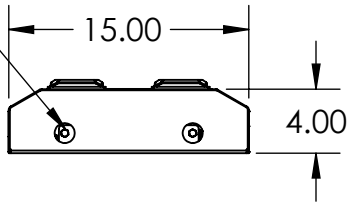
4.00 PHOTOCELL SENSOR



MOUNTING PANEL



(2X) 1/4 HEX BOLTS  
SECURE TO MOUNTING  
PANEL



NOTES:

1. MATERIAL OF CONSTRUCTION IS ALUMINUM.
2. COATED IN 2-4 MILS GLOSS BLUE POWDER COATING.
3. INTERCOM, CAMERAS, ETC. TO BE PROVIDED BY CUSTOMER.
4. LIGHTING REQUIRES CONNECTION TO INTERCOM FOR ACTIVATION.

UNLESS OTHERWISE SPECIFIED:

DIMENSIONS ARE IN INCHES  
TOLERANCES:  
FRACTIONAL  $\pm 1/32$   
ANGULAR:  $\pm 2^\circ$   
TWO PLACE DECIMAL  $\pm 0.010$   
THREE PLACE DECIMAL  $\pm 0.005$

INTERPRET GEOMETRIC  
TOLERANCING PER:  
ASME Y14.5 -2009

NAME DATE

DRAWN  
CHECKED

TITLE:

INSTALLATION

SIZE  
**A**

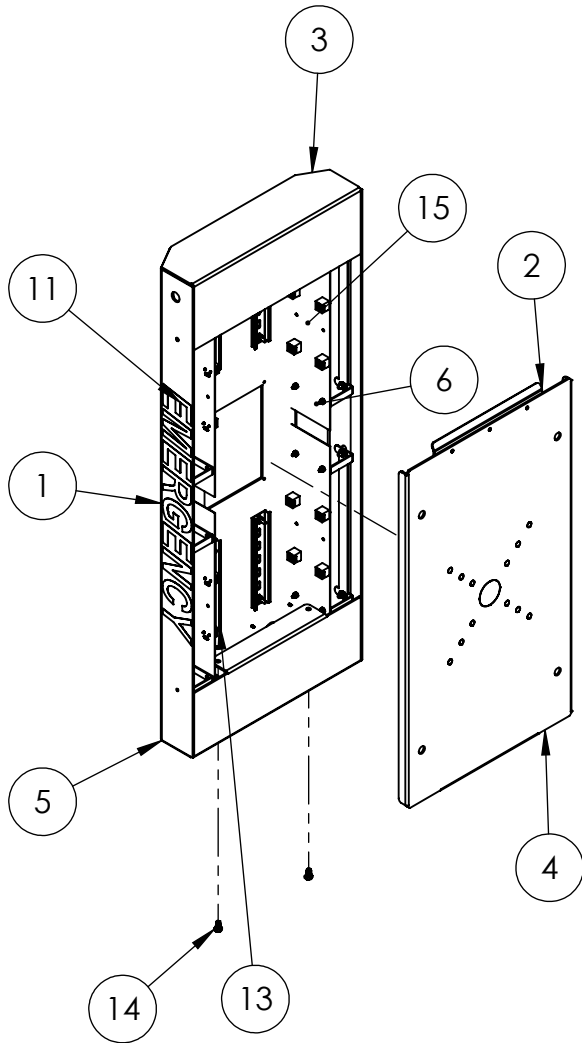
PART NO.  
156STA-COME-01-ALU

REV  
**B**

WEIGHT: 20.930

NO SCALE

SHEET 1 OF 14



ITEM NO.	PART NUMBER	DESCRIPTION	QTY.
1	156STA-COME-01-ALU BODY	ALUM BODY	1
2	156STA-COME-01-ALU HOOK	WALL BRACKET HOOK	1
3	156STA-COME-01-ALU CAP	TOP CAP	1
4	156STA-COME-01-ALU MOUNT	WALL MOUNTING BRACKET	1
5	156STA-COME-01-ALU BOTTOM	BOTTOM CAP	1
6	156STA-COME-01-ALU POLYCARBONATE	FROSTED POLYCARBONATE WINDOW	2
7	BLUE BRICK LIGHT	BLUE STROBE LED LIGHT	4
8	BRA113-EMER-01-304	LED LIGHT BRACKET	4
9	SMALL EMERGENCY DECAL	WHITE REFLECTIVE VINYL	1
10	PUSH FOR HELP DECAL	WHITE REFLECTIVE VINYL	1
11	STATION EMERGENCY DECAL	WHITE REFLECTIVE VINYL	2
12	--	4-40 X 1/2 SS PAN HD SCREWS	16
13	--	DIN MOUNTING RAIL	4
14	--	1/4-20 X 1/2" HHCS	2
16	--	10-24 X .75" SS PEM STUD	16
17	--	10-24 STAINLESS STEEL KEPS NUT	16
18	--	6-32 X 1/2" SS WELD STUD	16
19	--	6-32 SS NYLON LOCK NUT	16
20	--	8-32 X 1/2 SS PEM STUD	3
21	--	8-32 SS NYLON LOCK NUT	3

NOTES:

1. SEE STANDARD PREPARATION AND COATING INSTRUCTIONS FOR COATING PROCEDURE AND COLOR.
2. SEE STANDARD PACKAGING INSTRUCTIONS FOR PACKAGING PROCEDURE.

UNLESS OTHERWISE SPECIFIED:  
 DIMENSIONS ARE IN INCHES  
 TOLERANCES:  
 FRACTIONAL  $\pm 1/32$   
 ANGULAR:  $\pm 2^\circ$   
 TWO PLACE DECIMAL  $\pm 0.010$   
 THREE PLACE DECIMAL  $\pm 0.005$   
 INTERPRET GEOMETRIC  
 TOLERANCING PER:  
 ASME Y14.5 -2009

NAME	DATE
DRAWN	
CHECKED	

TITLE:		SIZE	PART NO.	REV
ASSEMBLY		A	156STA-COME-01-ALU	B
WEIGHT: 20.930		NO SCALE		SHEET 2 OF 14